



ReSourceSmart

Optimizing Collection,
Empowering Recycling



Door-to-Point (D2P)

Smart System and Method for Household Waste & Recycling Collection
with **Source Separation**, powered by **Artificial Intelligence**
and **User Identification Application**.



SOURCE SEPARATION

Higher quality
recyclable materials



ARTIFICIAL INTELLIGENCE

Optimization of
routes & operations



USER IDENTIFICATION

Incentives, rewards,
and transparent
participation



VALUE FOR MUNICIPALITIES

Cost reduction,
increased revenues,
cleaner cities



SUSTAINABLE FUTURE

Supporting circular
economy and
ESG goals



TRANSFORMING WASTE INTO VALUE FOR MUNICIPALITIES AND CITIZENS



RECYCLING – HIGH VALUE, LOW COST, PRESSURES FROM THE EU

Strategic opportunity for Municipalities & Companies

THE CHALLENGES

- € High collection costs for Municipalities
- 🎯 Non-achievement of EU targets
- 👥 Low citizen engagement
- 🌿 Lost valuable resources & opportunities



THE OPPORTUNITY

- ♻️ Increase recycling & recovery at source
- 📉 Reduce collection & landfill costs
- 🌿 UCO & organic waste valorization
- 📈 Compliance with EU targets & avoidance of fines
- 🌍 Environmental & social benefit



OBJECTIVE:

Efficient waste **collection** with source separation, increased recycling, valorization of valuable flows (UCO, organic) and creation of value for all.

THE SOLUTION

SMART WASTE & RECYCLABLE COLLECTION SYSTEM



ReSourceSmart

Optimizing Collection,
Empowering Recycling

Technology, Source Separation, **Value for Municipalities & Businesses**



Closed modular metal structure with multiple compartments
Secure, durable, and seamlessly integrated into the urban environment



Fill-level & weight sensors → data to cloud platform
Real-time monitoring and cost optimization



User identification (QR / PIN)
Personalized access and citizen reward capability



Source separation at the point of disposal
Higher recycling quality – minimal environmental impact



AI platform for forecasting, routing & analytics
AI-driven optimization of resources and decision-making



Mobile application: information, scheduling, incentives
Enhanced user experience and active participation



Dedicated UCO collection system (used cooking oil)
Enabling biofuel production and circular economy



Integration with collection vehicles → on-demand collection
Reduced routes, fuel consumption, and CO₂ emissions

VALUE



Up to **30%** reduction
in collection costs



Increased
recycling rates



UCO valorization
for biofuels (**HVO / SAF**)



Data-driven management
& transparency



Reduced environmental
footprint



Value creation for
**municipalities, citizens &
businesses**



TRANSFORMING WASTE INTO VALUE

for Municipalities, Citizens &
the Energy Market



ECONOMIC
EFFICIENCY



ENVIRONMENTAL
RESPONSIBILITY



TECHNOLOGY &
INNOVATION



CIRCULAR
ECONOMY

HOW IT WORKS

Simple process – Smart technology – Maximum value



ReSourceSmart

Optimizing Collection,
Empowering Recycling



01: The user is easily identified via **QR / PIN** or **NFC** and unlocks the unit.



02: The user places the material on the scale and receives an identification label with a **unique code**, linked to the **electricity supply number**: and stick it in the garbage bag.
The material is then disposed in the appropriate bin with clear guidance.



03: Smart fill-level sensors send data to the cloud in **real time**.



04 The algorithm predicts bin fill levels and **optimizes** collection routes.



05: Citizens are informed and rewarded through the app. Collection vehicles are activated **only when and where needed**.



Up to 30%
cost reduction



Increase in
recycling rates



UCO utilization
for biofuels
(HVO/SAF)



Data-driven
management &
transparency

METHODOLOGY ANALYSIS (1)

Source Separation of Recyclables & Waste

A fully customizable smart recycling system, designed to scale across multiple waste streams based on the needs of each municipality.

01		Glass Bin	Glass
02		Paper Bin	Paper / Paper packaging
03		Plastic Bin	Plastic packaging (PET, PP, PS, HDPE)
04		Metal Bin	Metals / Aluminum
05		Organic Waste Bin	Organic waste (food residues)
06		Used Cooking Oil Bin (UCO)	Cooking oils
07		Residual Waste Bin	Mixed waste

MULTI-STREAM SOURCE SEPARATION

	GLASS	
	PAPER	
	PLASTIC	
	METAL	
	ORGANIC	
	OILS	
	RESIDUAL WASTE	



BENEFITS FOR MUNICIPALITIES & CITIZENS



Increased recycling rates



Reduced waste management costs



Route optimization



Cleaner environment & sustainable cities

METHODOLOGY ANALYSIS (2)

Smart and secure recycling waste stream management



ReSourceSmart

Optimizing Collection,
Empowering Recycling



Smart utilization of existing bins

Enhances municipal infrastructure without modifications or replacement.



Human-centric design

Designed for ease of use and seamlessly integrates with existing waste bins.



Separate front access flow:

Front access for deposits and back for collections.

Smart Station / D2P Unit



THE PROCESS



BENEFITS

for Municipalities and Citizens



Secure & controlled access system

Prevents misuse and fraud.



Clean & quality recyclables

Reduces contamination – higher material value.



More efficient operations

Route optimization, reduced collection costs.



Citizen engagement & participation

Measured participation – building a culture.

METHODOLOGY ANALYSIS (3)

CONTROL CENTER FOR COLLECTION NETWORK & MANAGEMENT OF HOUSEHOLD RECYCLABLES & WASTE



ReSourceSmart

Optimizing Collection,
Empowering Recycling



Powered and managed
through **Algorithm:**



REAL-TIME DATA

Real-time data on fill levels and weight
of all collection points



SMART ROUTING

Scheduling for bulky waste collection
(grass, branches, electrical & electronic items)



ASSET VISIBILITY

Availability and capacity monitoring
of collection vehicles



USER GUIDANCE

User instructions via
screen and audio interface



← BENEFITS

ROUTE

CLEANER

TRANSPARENCY

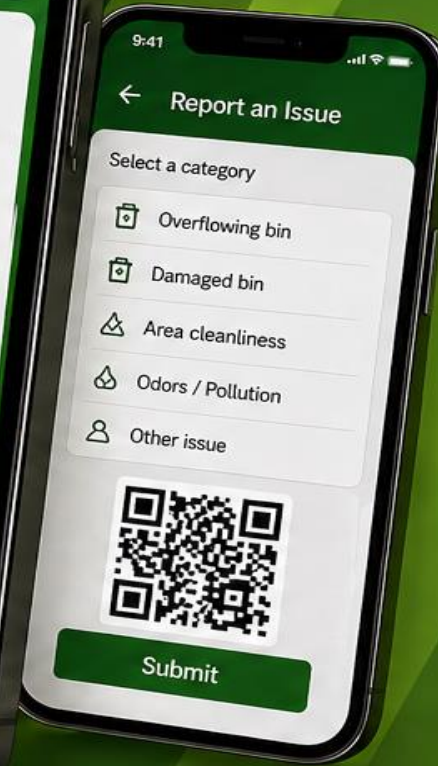
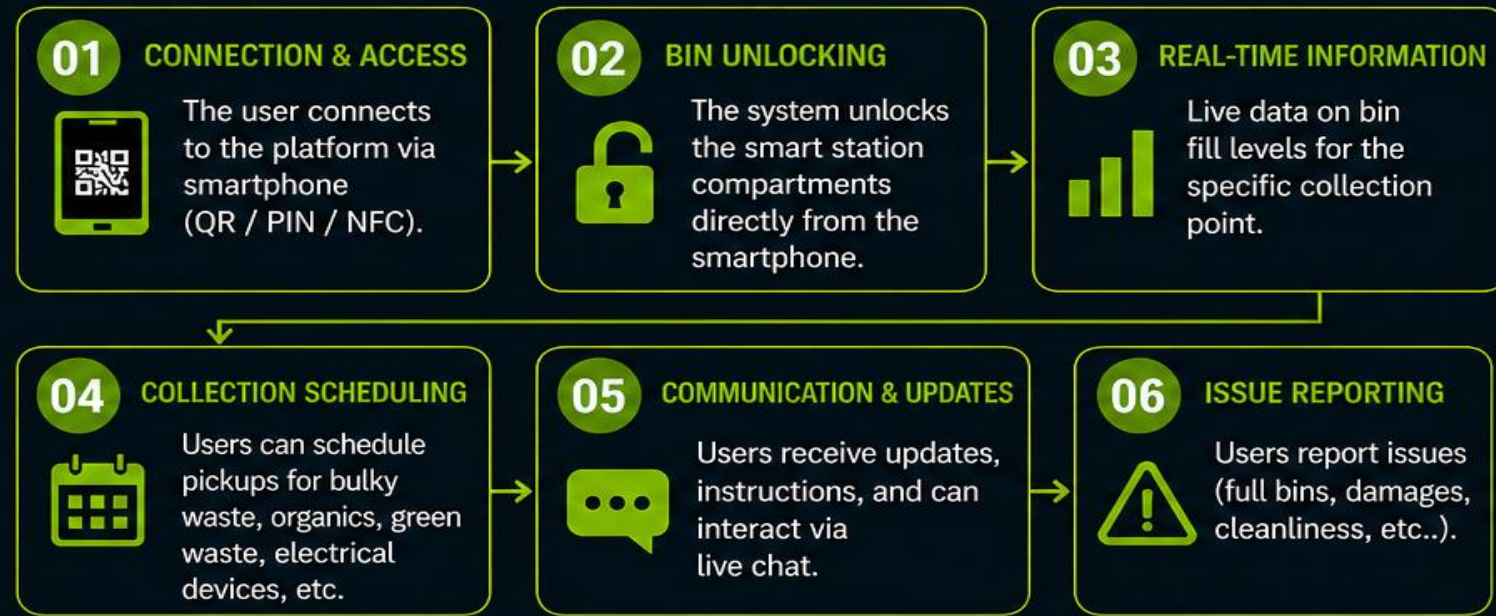
SATISFIED

METHODOLOGY ANALYSIS (4)

Citizen App

A system is proposed for transferring data to a central management platform and uploading it to the cloud, where citizens within a specific service area can access real-time information through a mobile application available on app stores (**Smart Waste Monitoring**).

PLATFORM FEATURES



PLATFORM BENEFITS



Increased citizen participation & engagement



Reduced contamination (cleaner recyclables)



Optimized collection routes & cost reduction



Data-driven decision making & ESG strategy



Improved quality of life & city image

METHODOLOGY ANALYSIS (5)

RECYCLABLE COLLECTION VEHICLES

Smart and efficient collection management using advanced technologies such as IoT, RFID, and AI for optimal operational performance.



1. CONNECTED COLLECTION NETWORK

- RFID integration in bins and vehicles
- IoT-enabled collection points
- Continuous data flow to cloud platform



2. REAL-TIME VISIBILITY

- Monitoring of bin fill levels & weight
- Live status of all collection points
- Dynamic network overview in real time



3. AI-DRIVEN ROUTING

- Optimization of collection routes
- Real-time route adjustments
- Reduction of unnecessary routes and mileage



4. DRIVER NAVIGATION SYSTEM

- Mobile application for drivers
- Data-driven dynamic routing
- Guidance per collection point

UNIFIED VIEW – CONTROL – DECISION MAKING

Network Overview

Bins

1,250



Average Fill Level

63%



Active Vehicles

12 / 24



Collections Today

148



Next Collections

- Dimokratias 45**
 Fill level: 35%
 ETA: 10:15
- Ag. Sofias 12**
 Fill level: 78%
 ETA: 10:24
- Vas. Olgas 88**
 Fill level: 95%
 ETA: 10:32
- Ethn. Antistaseos 5**
 Fill level: 22%
 ETA: 10:41

OPERATIONAL RESULTS



Up to **30%**
reduction in
collection costs



-25%
reduction in fuel
and operational
expenses



-20%
reduction in
collection time



Reduced CO₂
emissions and
environmental
footprint



+30%
increase in fleet
productivity and
utilization



Data-driven
planning and
strategic decision-
making

COMPETITIVE ADVANTAGE & STRATEGIC POSITION



ReSourceSmart

Optimizing Collection,
Empowering Recycling

A comprehensive, sustainable and cost-effective solution for the **new era** of waste management



1. TECHNOLOGY & AI

- Fully automated and smart system
- AI-driven optimization (collection & logistics)
- Real-time data and decision support



2. INFRASTRUCTURE & ASSETS

- Utilization of existing infrastructure (bins & containers)
- Compatibility with existing systems (retrofit-ready)
- Low CAPEX for ReSourceSmart



3. WASTE STREAMS & RESOURCES

- Multi-stream collection (multi-stream)
- High-value streams:
 - ✓ Used Cooking Oil (UCO)
 - ✓ Organic / Biowaste



4. SCALABILITY & MARKET

- Scalable model for different ReSourceSmart deployments
- Proven solution for EU markets
- Aligned with EU Green Deal policies



5. FINANCING & INVESTMENT

- Access to European funding opportunities
- Aligned with ESG & circular economy
- High returns through citizen engagement (app)



6. INTELLECTUAL PROPERTY

- Patent application filed with the European Patent Office (EPO)
- Proprietary methodology and architectural design
- Strong entry barrier

7. STRATEGIC VALUE FOR ReSourceSmart

- ✓ Creation of a new feedstock flow (UCO)
- ✓ Supply chain optimization
- ✓ Support for biofuel production (Biodiesel / SAF)
- ✓ Strengthening ESG & sustainable development



REDUCTION IN OPERATING COSTS
up to **30%**



IMPROVEMENT IN COLLECTION EFFICIENCY
+25%



DELIVERING VALUE

REDUCTION IN EMISSIONS
up to **20%**
CO₂



DATA-DRIVEN PLANNING
for smarter decisions



SUSTAINABLE DEVELOPMENT
contribution to the circular economy and better cities



A COMPLETE SOLUTION WITH MEASURABLE RESULTS AND STRATEGIC VALUE



300,000
HOUSEHOLDS
served



3,000
SMART POINTS
across the city



345,000
TONS OF MUNICIPAL WASTE
generated annually



17% → 27%
RECYCLING RATE
Increase in Year 1
with ReSourceSmart



30%
REDUCTION IN ROUTES
& collection emissions



**CLEANER
ENVIRONMENT**
Stronger cities
Better quality of life

1. RECYCLING – OVERALL BENEFIT

TODAY (17%)
58,650 tons / year



WITH RESOURCESMART
(YEAR 1 – 27%)
93,150 tons / year



+34,500 TONS / YEAR
Additional recyclables & organics
diverted from landfill



CO₂ BENEFIT FROM ADDITIONAL RECYCLING
27,600 – 51,750
TONS CO₂ AVOIDED / YEAR
(1 ton of recycling ≈ 0.8 – 1.5 tons CO₂ avoided)

2. ORGANICS – THE LARGEST FRACTION



ORGANIC WASTE
(40% – 45% of total waste)
138,000 – 155,000
TONS / YEAR
available for recovery



ORGANICS RECOVERED IN YEAR 1 (27%)

37,000 – 42,000
TONS / YEAR

of organics diverted from landfill



CO₂e BENEFIT FROM ORGANICS
15,000 – 42,000
TONS CO₂e AVOIDED / YEAR
(0.4 – 1.0 tons CO₂e avoided per ton of organics)



3. REDUCTION IN EMISSIONS FROM ROUTES

TODAY



WITH RESOURCESMART



30%
FEWER ROUTES
= 30% LOWER COLLECTION EMISSIONS
& TRANSPORT EMISSIONS



+34,500 TONS
Additional waste
diverted from landfill



27,600 – 51,750
tons CO₂ avoided
from recycling



37,000 – 42,000
tons of organics
diverted from landfill



15,000 – 42,000
tons CO₂e avoided
from organics



30%
Fewer collection
routes



LESS LANDFILL
Less methane, less leachate,
less odour, less pressure
on landfill sites



ReSourceSmart transforms waste into resources, protects the environment,
and builds cleaner, more sustainable and livable cities.



UCO - ENVIRONMENTAL IMPACT

Smart Collection. Clean Environment. Stronger Cities.



3,000
SMART POINTS
across the city



300,000
HOUSEHOLDS
served



6 LITERS
UCO generated
per household / year



25%
COLLECTION RATE
Year 1



450,000 LITERS
UCO COLLECTED
Year 1

THE CHALLENGE



Used cooking oil is often disposed improperly causing water pollution and infrastructure damage



High cost for municipalities to manage clogged drains and wastewater



Unnecessary CO₂ emissions from improper disposal and missed recycling opportunities

OUR SOLUTION



Smart Points with QR access for citizens
Convenient & secure



Optimized routing with smart sensors
Efficient & reliable



High-volume collection with low logistics footprint
Designed for city scale



A door-to-point system that engages citizens and makes recycling easy.

ENVIRONMENTAL & SOCIAL IMPACT (YEAR 1)



450 BILLION LITERS
OF WATER PROTECTED
Less water pollution, healthier waterways



405,000 LITERS
BIODIESEL POTENTIAL
Clean renewable energy from waste



~1,000 TONS
CO₂ AVOIDED
Lower emissions, cleaner air



450,000 LITERS
WASTE DIVERTED
From sewers and landfills

OPERATIONAL BENEFITS FOR MUNICIPALITIES



Improved sewer system performance
Fewer blockages, lower maintenance costs



Environmental protection
Cleaner water, healthier communities



Citizen engagement
Easy participation through smart access and incentives



Data-driven system
Real-time monitoring and reporting for better decision making



Supports city sustainability goals
Circular economy in action

HOW IT WORKS

1



Collect used cooking oil at home

2



Store in the provided collection container

3



Drop off at the Smart Collection Point

3



Smart collection by ReSourceSmart

4



Processed into biodiesel or reused



TOGETHER, WE TURN USED COOKING OIL INTO A RESOURCE

For a cleaner city, a stronger infrastructure, and a sustainable future.





3,000
SMART POINTS
across the city



300,000
HOUSEHOLDS
served

1 IMPROVING QUALITY OF LIFE



- ✓ Cleaner neighborhoods (less litter, less odor)
- ✓ Fewer overflowing bins
- ✓ Fewer insects & health risks
- ✓ Better daily life in the city



Direct social benefit: public health & wellbeing

2 CITIZEN ENGAGEMENT



- ✓ QR / app → citizens participate actively
- ✓ Real-time feedback → see the impact
- ✓ Incentives (rewards, discounts) → behavior change



Creates a recycling culture and behavioral change at scale.

3 FAIRER SYSTEM



- ✓ Linked to household (HouseID)
- ✓ Rewards for good behavior
- ✓ Foundation for:
 - reduced municipal fees
 - fairer cost distribution



Promotes social equity and fairness for all citizens.

4 JOB CREATION



- ✓ Technicians (IoT, sensors, maintenance)
- ✓ Logistics & collection optimization
- ✓ Data analysts / platform operators
- ✓ Customer support / municipal operations



Creates green jobs and supports local economies.

5 EDUCATION & AWARENESS



- ✓ Citizens are educated through daily use
- ✓ Children learn by engagement
- ✓ Municipalities can integrate into awareness campaigns



Long-term impact: a new generation with a sustainable mindset.

6 PUBLIC HEALTH & INFRASTRUCTURE PROTECTION



- ✓ Less clogged pipes
- ✓ Fewer sewage overflows
- ✓ Lower maintenance costs for sewer systems
- ✓ Cleaner environment, healthier communities



Direct social benefit: better hygiene & lower public costs.

7 CONTRIBUTION TO SUSTAINABLE CITIES (SDGs)



- ReSourceSmart directly contributes to:
- SDG 11 – Sustainable Cities
 - SDG 12 – Responsible Consumption
 - SDG 13 – Climate Action
 - SDG 6 – Clean Water



Supporting the global goals for a better future.

8 DATA-DRIVEN SOCIAL GOVERNANCE



- ✓ Municipalities get real data
- ✓ Better resource allocation
- ✓ Transparency towards citizens
- ✓ Smarter decisions for greater impact



Smart Governance Impact: data-driven, transparent, effective.

YEAR 1 – MEASURABLE SOCIAL IMPACT



ENGAGING AROUND
660,000
CITIZENS
across the city



SUPPORTING
80–150
GREEN JOBS
in local circular economy operations



Stronger communities.
Better future for all.

OPERATIONAL BENEFITS FOR MUNICIPALITIES



Improved sewer system performance
Fewer blockages, lower maintenance costs



Environmental protection
Cleaner water, healthier communities



Citizen engagement
Easy participation through smart access and incentives



Data-driven system
Real-time monitoring and reporting for better decision making



Supports city sustainability goals
Circular economy in action



SCALABILITY & EXPANDABILITY

A flexible and efficient model, ready for every municipality and every market



1. DEPLOYMENT ANYWHERE

Deployment across all municipalities and tourist regions, in Greece and internationally

- ✓ Adapted to local needs
- ✓ Easy integration in different environments
- ✓ Ideal for both urban and tourist areas



2. UTILIZATION OF EXISTING INFRASTRUCTURE

Integration with existing waste collection systems, leveraging already available resources

- ✓ Compatible with existing bins & collection vehicles
- ✓ Reduced installation costs
- ✓ Immediate operational integration
- ✓ Capability to connect with underground bin systems



3. MODULAR, CLOUD-BASED PLATFORM

Modular, cloud-based platform designed for multiple deployments and future expansion (smart city ready)

- ✓ Flexible and scalable architecture
- ✓ Real-time monitoring & analytics
- ✓ Ready for smart city ecosystems



READY FOR
THE FUTURE



Fast deployment
& performance



Low risk,
high return



Covers present
and future needs



Sustainable growth
& circular economy

BUSINESS MODEL / REVENUE STREAMS



B2G (Municipalities)

- ✓ Municipalities purchase the infrastructure and enter into SaaS service agreements with ReResourceSmart
- ✓ For the installation and operation of smart waste collection stations



B2C (Citizens)

- ✓ Citizens use the ReResourceSmart App to dispose of waste via QR access
- ✓ Identification, rewards, and incentives for each participation



B2B (Businesses)

- ✓ Companies participate as sponsors, advertisers, or strategic partners
- ✓ Enhancing system revenues and long-term sustainability

REVENUE STREAMS & FINANCIAL SUSTAINABILITY



B2G (Municipalities):

- Infrastructure sales
- Annual SaaS subscriptions
- Service & support contracts



Stable and recurring revenue from public sector clients



B2B (Businesses):

- UCO sales
- Advertising revenues
- Promotional partnerships
- Environmental data utilization



Monetization of data and commercial collaborations



B2C (Citizens):

- Incentive-based benefits
- Participation in green initiatives



Increased citizen engagement & community building



Scalable & sustainable model

Flexible deployment for any municipality or region



Recurring SaaS revenue

Predictable and stable income streams



Circular economy in action

Turning waste into value for all stakeholders



Data = Value

Data-driven decision-making and resource optimization



Maximum social & environmental impact

Cleaner environment, stronger municipalities




A SUSTAINABLE MODEL THAT **CREATES VALUE** FOR MUNICIPALITIES, CITIZENS, BUSINESSES, AND THE ENVIRONMENT



MUNICIPALITY FINANCIAL OVERVIEW

(FROM YEAR 2 ONWARDS)

REVENUES & SAVINGS		ANNUAL AMOUNT (€)	TYPE
	Revenue from recyclable materials (excluding UCO)	13,000,000	Revenue
	Savings from optimized collection routes (-30%)	7,200,000	Revenue / Savings
	Advertising revenues from collection points	12,000,000	Revenue
	Reduction of landfill tax	4,500,000	Savings
	TOTAL REVENUES & SAVINGS	36,700,000	

EXPENSES		ANNUAL AMOUNT (€)	TYPE
	Payment for integrated AI-driven waste infrastructure operations	10,000,000	Expense
	15-year leasing annual payments	2,500,000	Expense
	Waste collection operational costs	21,600,000	Expense
	TOTAL EXPENSES	34,100,000	

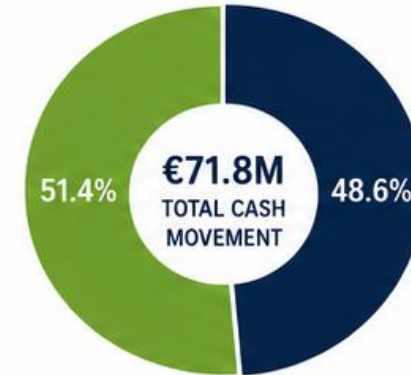
ANNUAL MUNICIPAL BALANCE (FROM YEAR 2 ONWARDS)



€ 2,600,000

POSITIVE ANNUAL CASH FLOW

REVENUES vs EXPENSES



- TOTAL REVENUES & SAVINGS
€36,700,000
- TOTAL EXPENSES
€34,100,000



STRONG FINANCIAL PERFORMANCE



COST OPTIMIZATION & SAVINGS



ENVIRONMENTAL BENEFITS



SUSTAINABLE VALUE FOR CITIZENS



The municipality generates a positive annual cash flow of €2,600,000 while optimizing costs, increasing revenues and delivering environmental value.



**FINANCIALLY SUSTAINABLE.
ENVIRONMENTALLY RESPONSIBLE.
FUTURE READY.**



Building recurring revenues.
Driving sustainable profitability.



RECURRING OPERATIONS
REVENUE
€10.0M
PER YEAR



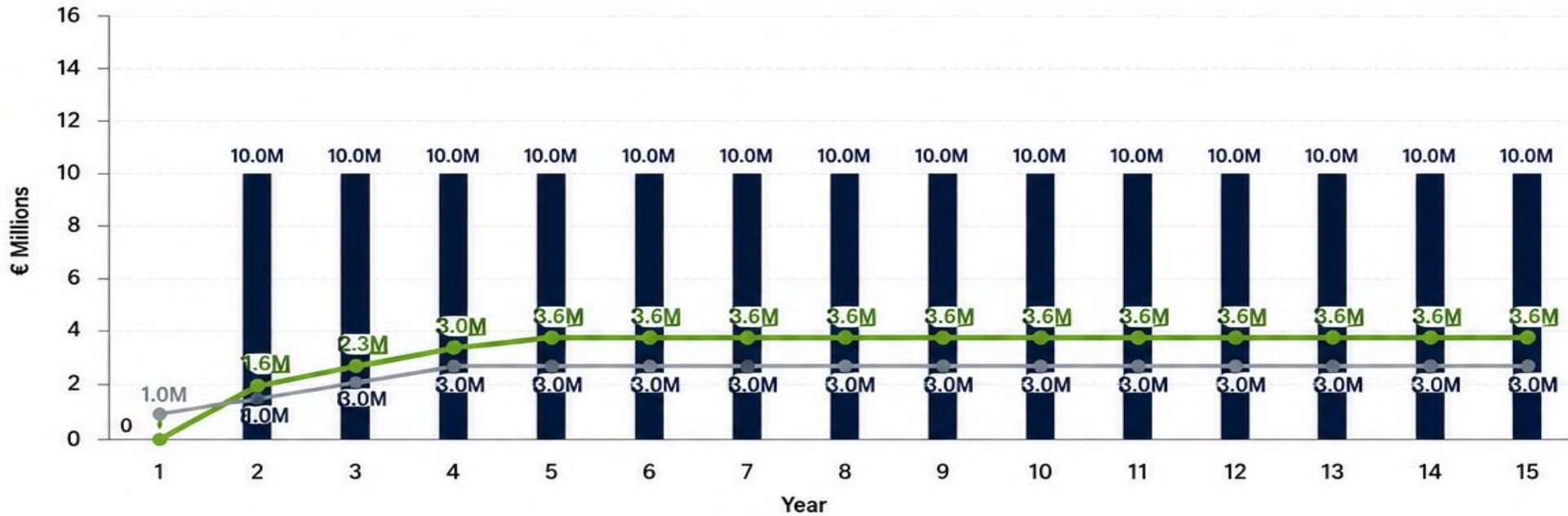
UCO REVENUE
PEAKING AT
€3.6M
PER YEAR



OPERATING MODEL
HIGHLY SCALABLE &
COST-EFFICIENT

15-YEAR FINANCIAL OVERVIEW (€)

● Operations Revenue (€) ● UCO Revenue (€) ● Operations Expenses (€)



KEY INSIGHTS



Stable Operations Revenue
Consistent €10.0M annual revenue from AI-driven operations starting Year 2.



Growing UCO Revenue
UCO revenue grows steadily, reaching €3.6M from Year 5 and stabilizing through Year 15.



Efficient Cost Structure
Operations expenses optimized at €3.0M per year from Year 2 onwards.



15-YEAR
TOTALS (€)



TOTAL OPERATIONS REVENUE
€140.0M
(Years 2–15)



TOTAL UCO REVENUE
€44.1M
(Years 2–15)



TOTAL OPERATIONS EXPENSES
€43.0M
(Years 1–15)



**STRONG & SUSTAINABLE
FINANCIAL PERFORMANCE**

Delivering long-term value through recurring revenues and cost efficiency.

WHY THE INNOVATIVE DOOR-TO-POINT (D2P) METHOD IS BENEFICIAL

A comprehensive system delivering higher recycling rates, lower costs, and greater value for all stakeholders.



1 CITIZEN ENGAGEMENT & BEHAVIOR CHANGE



- ✓ Easy access & usage (QR / App)
- ✓ Controlled disposal, hygiene & safety
- ✓ Engagement through incentive mechanisms

2 IMPROVED RECYCLING PERFORMANCE



- ✓ Source separation (multi-stream)
- ✓ Collection of organics & UCO (currently missing streams)
- ✓ Higher quality recyclables → increased revenues

3 OPERATIONAL EFFICIENCY



- ✓ Real-time monitoring of bin fill levels
- ✓ AI-based route optimization
- ✓ Up to **30%** reduction in collection costs

4 INFRASTRUCTURE OPTIMIZATION



- ✓ Utilization of existing assets (bins, vehicles)
- ✓ Compatibility with underground systems
- ✓ No need for full infrastructure replacement

5 VALUE CREATION



- ✓ Revenue from recyclables
- ✓ Reduced landfill & incineration costs
- ✓ New value streams (UCO, data, advertising)

6 FUNDING & COMPLIANCE



- ✓ Alignment with EU Green Deal
- ✓ Access to funding (up to 100%)
- ✓ Contribution to circular economy targets

TECHNOLOGY & SMART INTEGRATION



AI & data-driven decision making



Platform integration (Smart Waste Monitoring)



Predictive logistics & smart city readiness

RESULT

Higher recycling rates, lower costs, cleaner environment, and increased value for municipalities, citizens, and businesses.



+60%

increase in recycling (Year 1)



-35%

reduction in CO₂ emissions



-30%

reduction in collection costs



NEW VALUE STREAMS

from UCO & organic waste



FUNDING OPPORTUNITIES

up to 100% (EU programs)

OPTIONAL DIGITAL EXPANSION: Web3 & Blockchain

Enhancing citizen participation and creating new revenue streams for municipalities through **Digital Tokens**



DIGITAL TOKENS / BLOCKCHAIN IMPLEMENTATION



BENEFITS FOR CITIZENS & MUNICIPALITIES



Citizen engagement

Rewarding citizens for recycling and participation in sustainability actions.



Token buyback mechanisms

Funded through recycling revenues and municipal savings.



50% immediately redeemable / 50% locked

For a defined period (e.g., 6 months).



Transparent and measurable model

Strengthening trust and adoption.



DIGITAL TOKEN USAGE



Use in municipal services, events, bill payments, or donations.



Part of the revenue is used to buy back tokens, returning value to the ecosystem.

VALUE CYCLE



Citizen



Recycles



Earns Tokens



Municipality saves resources



Token Buyback



Increased Recycling Participation

STRATEGIC BENEFITS



Increased recycling rates



Reduced waste management costs



New municipal revenue streams



Transparency & accountability via blockchain



Strengthening circular economy & ESG alignment



Stronger municipality-citizen relationship



TECHNOLOGY THAT DRIVES PARTICIPATION. BLOCKCHAIN THAT **CREATES VALUE.**



SUSTAINABLE. TRANSPARENT. INNOVATIVE.